

KEGG diagram legend

Edge Types

Node Types

compound



hidden compound



activation



inhibition



expression



repression



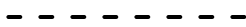
indirect effect



state change



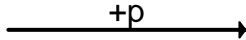
binding/association



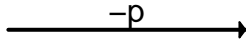
dissociation



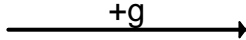
phosphorylation



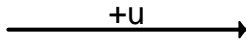
dephosphorylation



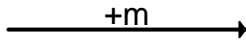
glycosylation



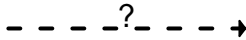
ubiquitination



methylation




others/unknown



gene
(protein/enzyme)



group
(complex)



compound
(metabolite/glycan)



map
(pathway)

Pathway name